

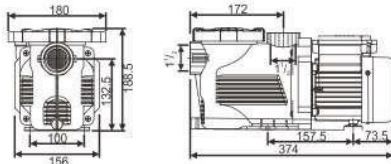
KP SERIES PUMP

KP series are used for water circulation in all kinds of small domestic swimming pools. Slightly dirty water with solids in suspension can be perfectly filtered.

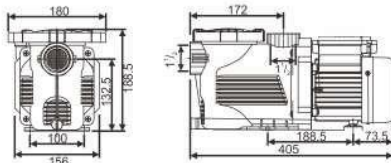
Features:

- Liquid Temperature: 5~ 50 °C (41 ~ 122 °F).
- Ambient Temperature: up to 40 °C (104 °F).
- Maximum working pressure: 3.0 bar.
- IPX5 waterproof standard.
- Insulation Class: F.
- Thermal protection included.
- Single phase: 220V/50Hz.
- 220V/60Hz, 110V/60Hz; 380V/50Hz(P≥450W) are available on request.

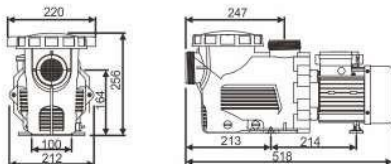
• Max.Suction:3M(P≥600W)



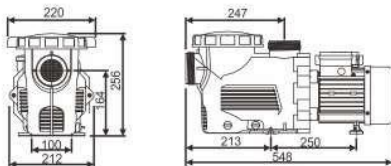
KP256-WL-KP456



KP556-KP856



Kp1106



KP1606-KP2206



CE

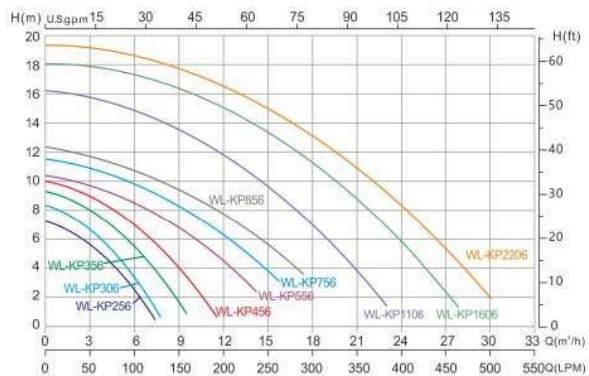
KP256~KP856



CE

KP1106~KP2206

QH.Curve of The Pump



Model	Q-max (m³/h)	H-max (m)	Horsepower (HP)	Rated Power (kW)	Phase	Voltage (V)	Connection Size
KP256	7.5	7	0.33	0.25	1	220	1.5"
KP306	7.5	8.5	0.4	0.3	1	220	
KP356	9.6	9.5	0.5	0.35	1	220	
KP456	11.1	10	0.6	0.45	1	220	
KP556	14.1	12	0.75	0.55	1	220	
KP756	15.6	12.5	1.0	0.75	1	220	
KP856	16.5	12.5	1.2	0.85	1	220	
KP1106	22.5	16	1.5	1.10	1	220	2"
KP1606	27.9	18	2.0	1.60	1	220	
KP2206	30.9	19.5	3.0	2.20	1	220	