

QUIET-RUNNING BATHTUB WHIRLPOOL PUMPS

Applications:
Compact hydromassage units



Est
EagleBurgmann BT



BTP

Single-stage centrifugal pumps.

Materials:

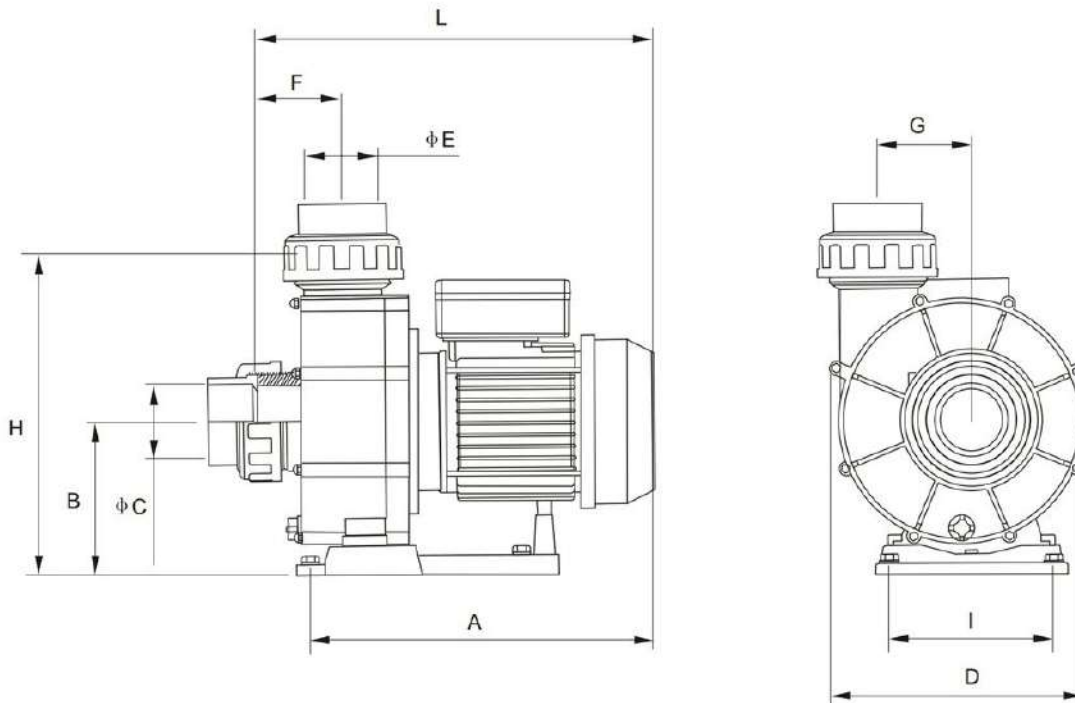
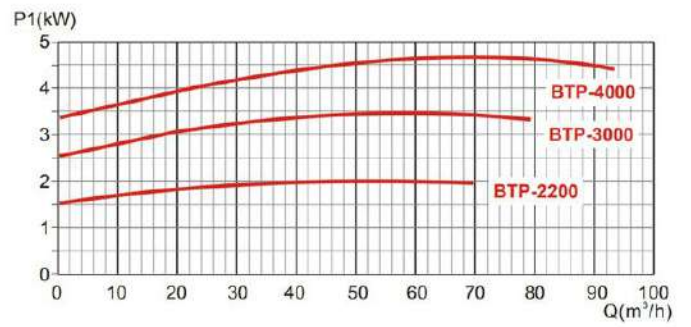
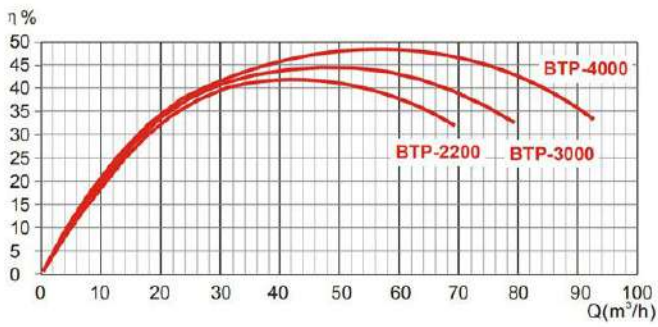
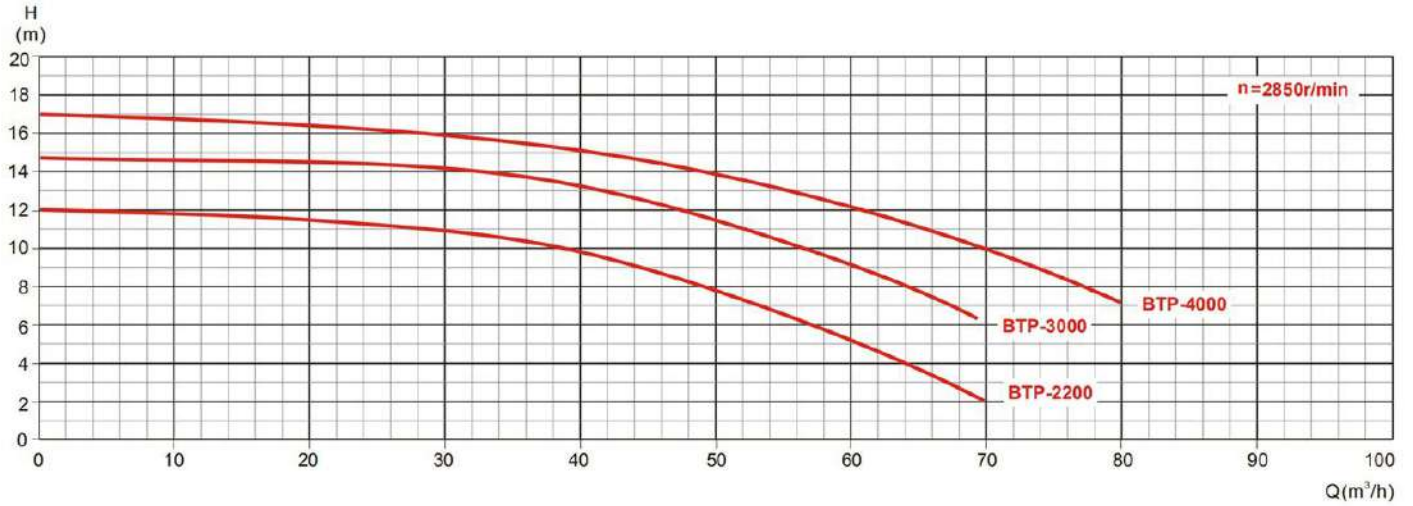
Pump body suction and discharge mountings in polypropylene.
Motor shaft in stainless steel AISI-304.
Impeller in PPO.
Mechanical seal in sic-sic.
Motor housing in aluminum L-2521.

Motor:

Asynchronous, two poles.
IP 55 protection.
Class F insulation.
Continuous operation.

TECHNICAL DATA

Model	HP	kW	V		A		P1(kW)	Q	L/min m ³ /h	0	333.3	500	666.7	833.3	1000	1166.7	1333.3	
			1~	3~	1~	3~				H(m)	0	20	30	40	50	60	70	80
			50HZ	50HZ	220	380												
BTP-2200	3	2.2	220	380	13	4.9	2.8	H(m)	12	11.7	10.5	9.8	7.9	5.8	2.1			
BTP-3000	4	3		380		6.4	3.6		14.5	14.2	14	13.4	11.5	9.5	6.7			
BTP-4000	5.5	4		380		8.3	4.7		17	16.2	16	15.3	13.8	12.5	9.5	7.5		



DIMENSION

Model	A	B	C	D	E	F	G	H	I	L
BTP-2200	370	156	Φ 75	260	Φ 75	77	95	319	168/117	450
BTP-3000	410	156	Φ 75	260	Φ 75	77	95	319	168/117	450
BTP-4000	440	156	Φ 75	260	Φ 75	77	95	319	168/117	485

BTP-2200/3000/4000 Series Expanded Diagram



DIAGRAM

No.	Description	No.	Description	No.	Description	No.	Description	No.	Description
1	Inlet Nut	6	Outlet Nut	11	Washer	16	Pump Cover	21	Motor
2	Inlet Pipe	7	Outlet Pipe	12	Impeller Bolt	17	Screw		
3	O Ring	8	Outlet O Ring	13	Impeller	18	Pump Base		
4	Exhaust Screw	9	Pump Body	14	Mechanical Seal	19	Support Block		
5	O Ring	10	Nut	15	Seal Ring	20	Screw		