

QUIET-RUNNING BATHTUB WHIRLPOOL PUMPS

Applications:
Compact hydromassage units



OUTLET CAN BE
CHOSEN

BTP

Single-stage centrifugal pumps with complete drainage device.

Materials:

Suction and discharge mountings in polypropylene.
Motor shaft in stainless steel AISI-420.
Impeller in PPO.
Mechanical seal in graphite and ceramic,
Motor housing in aluminum L-2521.

Motor:

Asynchronous, two poles.
IP 55 protection.
Class F insulation.
Continuous operation.
Single phase version built-in thermal protection.

TECHNICAL DATA

Model	HP	kW	V		A		Q	L/min	0	83	133	183	233	283	333
			1~	3~	1~	3~									
			50HZ	50HZ	220	380									
BTP-1100	1.5	1.5	220		5.2		H(m)	14.5	12.3	11.2	10.1	8.9	7.0		
BTP-1500	2	2	220		6.2			15.7	14.8	13.0	12.1	10.9	9.3	7.5	

U.S.g.p.m

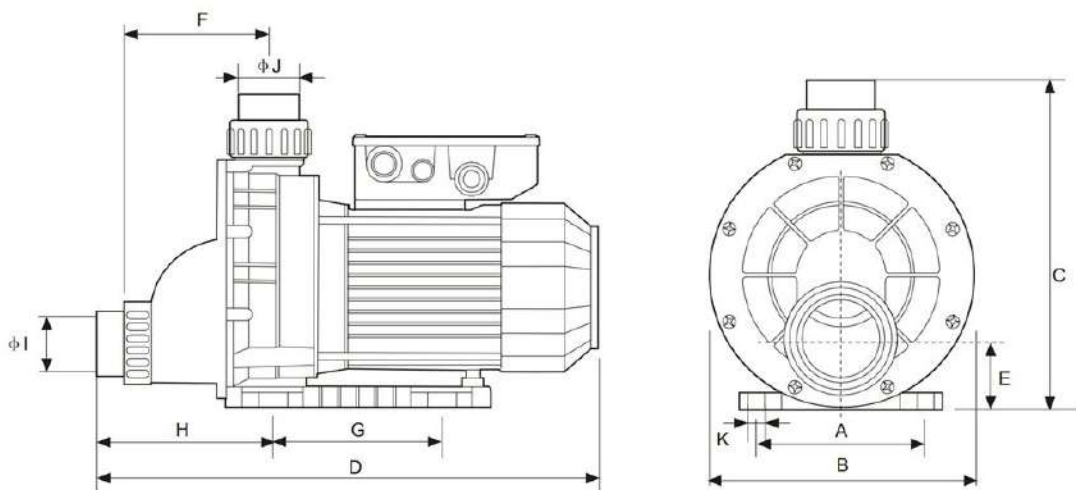
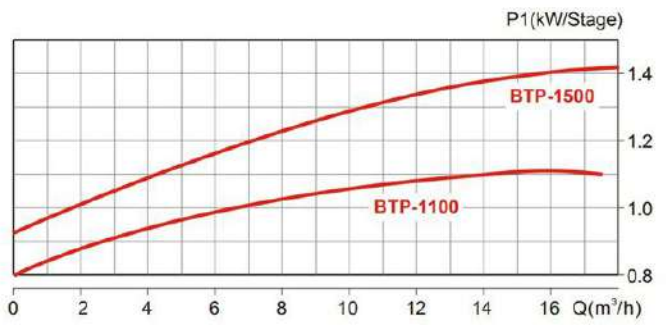
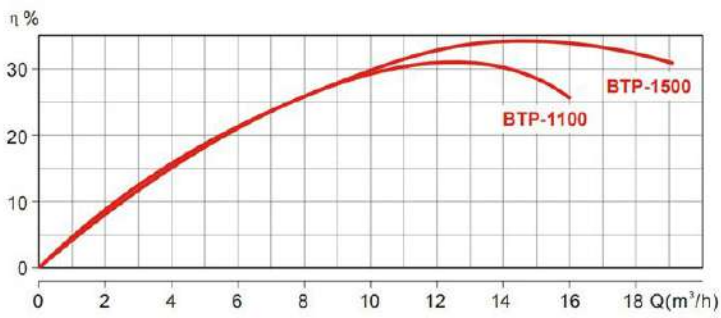
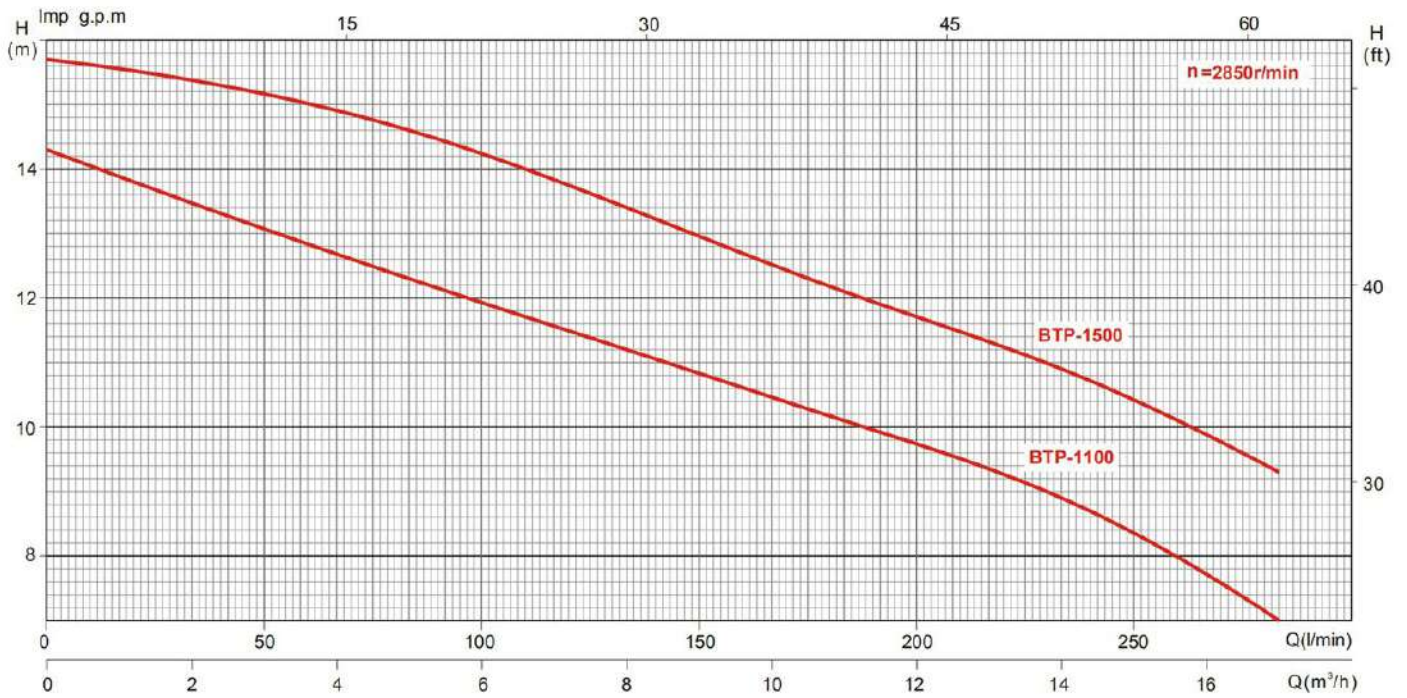
15

30

45

60

75



DIMENSION

	A	B	C	D	E	F	G	H	I	J	K	Kg
BTP-1100	124	187	280	427	50	157	120	167	$\phi 50$	$\phi 50$	4- $\phi 9$	9.1
BTP-1500	124	187	280	427	50	157	120	167	$\phi 50$	$\phi 50$	4- $\phi 9$	10

BTP-I 100/I 500 Series Expanded Diagram



DIAGRAM

No.	Description	No.	Description	No.	Description	No.	Description	No.	Description
1	Inlet Nut	5	Screw	9	Outlet Nut	13	Droup Guard	17	Support Block
2	Inlet Pipe	6	Pump Body Rubber	10	Outlet Pipe	14	Screw		
3	Inlet O Ring	7	Impeller	11	Outlet ORing	15	Motor		
4	Pump Cover	8	Mechanical Seal	12	Pump Body	16	Pump Base		